

usaopoly.com

AGES 8+

MONOPOLY

® BRAND

◆ Fast-Dealing Property Trading Game ◆

THE LORD OF THE RINGS TRILOGY EDITION

ORIGINAL MONOPOLY® GAME RULES
PLUS SPECIAL RULES FOR
THE LORD OF THE RINGS TRILOGY EDITION.

Take an adventure through Middle-earth...

with unforgettable game play that takes you from Bag End to Mount Doom. Set forth on your quest to control it all, but first you will need to know the basic game rules along with custom THE LORD OF THE RINGS TRILOGY EDITION rules.

If you have never played the original MONOPOLY game, refer to the original rules beginning on the next page.

Then turn back to the Set It Up! section to learn about the extra features of THE LORD OF THE RINGS TRILOGY EDITION.

If you are already an experienced MONOPOLY player and want a faster game, try the rules on the back page!

CONTENTS

Game board,
7 Collectible
Lord of the Rings tokens,
28 Title Deed cards,
16 EVIL cards, 16 GOOD
cards, Power Currency,
32 Houses renamed
Strongholds, 12 Hotels
renamed Fortresses,
2 Dice.

HERE'S HOW TO



HOW DO I WIN?

Be the only player left in the game after everyone else has gone bankrupt.

Do this by: buying properties and charging other players rent for landing on them.

Collect groups of properties to increase the rent, then build Strongholds and Fortresses to really boost your income.

WHO GOES FIRST?

Each player rolls the two dice. The highest roller takes the first turn.

ON YOUR TURN

1. Roll the two dice.
2. Move your token clockwise around the board the number of spaces shown on the dice.
3. You will need to take action depending on which space you land on. See *Where Did You Land?* below.
4. If your move took you onto or past the **GO** space, collect \$200 from the Bank.



WHERE DID YOU LAND?

1. AN UNOWNED LOCATION

There are three types of locations:



LOCATIONS



MOUNTS



WIZARD STAFFS

You can **buy** the location you land on for the **listed price** on the board space. Pay the Bank, then take the Title Deed card that matches the location and place it near you, face up.

If you **don't** want to pay the listed price, the location goes up for **auction**.

When buying location you should plan to acquire groups.



For example:

if you buy a green location, you should try to get the other two green locations during the game. Owning groups earns you more rent when other players land on them and lets you build on your locations for even bigger profits.




TO PLAY

5. If you rolled a *double*, roll the dice again and take another move (steps 1-4).

Watch out! If you roll doubles *3 times* on the same turn, you must **Go to Jail**.

6. When you finish your move and action, **pass the dice to the player on your left**.



HELP! I'M IN DEBT!

If you ever owe the Bank or another player more cash than you have, try to raise the money by **selling** Strongholds and Fortresses and/or **mortgaging** properties.

If you still owe more than you have, you are **BANKRUPT** and **out of the game!**

- Pay whatever money you were able to raise.
- If the debt is to another player – give them all your mortgaged properties and any Get Out of Jail Free cards. The player must pay 10% interest on each mortgaged property, even if they don't want to pay off the mortgage yet.
- If your debt is to the Bank – all your mortgaged properties must be put up for **auction**. These are sold unmortgaged (face up). Return any Get Out of Jail Free cards to the bottom of the appropriate piles.

2. A LOCATION OWNED BY ANOTHER PLAYER

If you land on another player's location you must **pay rent** to them as shown on the Title Deed card. You do not pay rent if the location is mortgaged (its Title Deed is face down). **Important:** the owner must **ask** you for the rent before the player to your left rolls the dice. If they forget to ask, you don't have to pay!

Locations

The rent for an **unimproved** location is printed on the matching Title Deed card. This is **doubled** if the owner owns all locations in its color group and none of them are mortgaged. If the location is **improved** with Strongholds or Fortresses, the rent will be much higher – as shown on the Title Deed card.

Mounts

Rent depends on how many Mounts the other player owns.

Rent:	1	2	3	4
	\$25	\$50	\$100	\$200



The Wizard Staffs

Roll the dice and multiply the result by **4** – this is the rent you must pay.

If the owning player owns both the Staff of Gandalf & the Staff of Saruman, multiply the result by **10!**

DON'T WAIT FOR

You can do the following even when it isn't your turn – even if you're in Jail!

1. COLLECT RENT

If another player lands on one of your unmortgaged properties, you can demand rent from them as shown on the Title Deed – see *Property Owned by Another Player* below.

2. AUCTION

The Banker holds an auction when...

- A player lands on an unowned property and decides *not* to buy it for the listed price.
- A player goes *bankrupt* and turns over all his or her mortgaged properties to the Bank, which are auctioned unmortgaged (face up).
- There is a *Stronghold/Fortress shortage* and more than one player wants to buy the same Stronghold(s)/Fortress(s).



Auction bids can only be made in cash. Any player can start the bidding for as little as \$1. If no one makes a higher bid, the last player to bid must buy the property.

3. BUILD

When you own all the locations in a color group, you can buy *Strongholds/Fortresses* from the Bank and put them on any of those locations.

- The listed price of each *Stronghold* is shown on the location *Title Deed*.
- You must build *evenly*. You cannot build a second *Stronghold* on a location until you have built one on each location of its color group.
- You can have a maximum of **4 Strongholds** on any single location.
- When you have **4 Strongholds** on a location, you can exchange them for a *Fortress* by paying the listed price on the Title Deed. You can only have one Fortress per location and cannot build additional Strongholds on a location with a Fortress.

3. EVIL AND GOOD

Take the top card from the appropriate pile, follow the instructions on it immediately, then return it face down to the bottom of the pile. If it is a *Get Out of Jail Free* card, keep it until you need to use it or sell it to another player.



4. OBSTACLES

If you land on one of these spaces, you must pay the Bank the amount shown.



5. GO TO JAIL

If you land on this space, you must move your token to the *Jail* space immediately.

Important: You do *not* collect 200 power for passing GO if you are sent to Jail. As soon as you are sent to Jail, your turn ends – pass the dice!

Other ways to end up in Jail...

- Draw an EVIL or GOOD card that tells you to Go to Jail.
- Roll three doubles in a row on your turn.



THE DICE!

Important: you cannot build on a location if any location in its color group is mortgaged.

Stronghold/Fortress shortage? If there are no Strongholds/Fortresses left in the Bank, you must wait for other players to sell theirs before you can buy any. If Strongholds/Fortresses are limited and two or more players wish to buy them, the Banker must auction them off to the highest bidder.

4. SELL STRONGHOLDS & FORTRESSES

Buildings can be sold back to the Bank at half the listed price. Buildings must be sold evenly in the same way that they were bought. Fortresses are sold for half the listed price and immediately exchanged for 4 Strongholds.

5. MORTGAGE PROPERTIES

If you're low on cash or don't have enough to pay a debt, you can mortgage any of your unimproved properties. You must sell all Strongholds/Fortresses on a color group to the Bank before you can mortgage one of its locations.



To **mortgage** a property turn its Title Deed card face down and collect the listed value (shown on the back of the card) from the Bank. To **repay** a mortgage, pay the **listed value plus 10%** to the Bank then turn the card face up. Rent cannot be collected on mortgaged properties.

6. DO A DEAL

You can do a deal with another player to **buy** or **sell** unimproved property. You must sell all buildings on a color group to the Bank before you can sell one of its locations.

Property can be traded for any combination of cash, other property or **Get Out of Jail Free** cards. The amount is decided by the players making the deal.

Mortgaged property can be sold to another player at any agreed price.

After buying a mortgaged property, you must either **repay** it immediately or just **pay 10%** of the listed value and keep the card face down; if you later decide to repay to the bank the mortgage, you **will** have to pay the 10% fee again.



Remember: your aim is not just to get rich. To win you must make every other player **BANKRUPT!**

How do I get out of Jail?

You've got 3 options...

- i **Pay \$50** at the start of your next turn, then roll and move as normal.
- ii **Use a Get Out of Jail Free card** if you have one or buy one from another player. Put the card to the bottom of the appropriate pile, then roll and move.
- iii **Wait three turns.** On each turn roll the dice; if you get a **double**, move out of Jail and around the board using this roll. If you do not get a double on your third roll, you must pay \$50 to the Bank, then move the number of spaces rolled.

6. JAIL "JUST VISITING"

Don't worry! If you finish your normal move on the Jail space, nothing happens. Make sure you put your token on the JUST VISITING section.



7. FREE PARKING

Relax! Nothing bad (or good) happens.

8. A PROPERTY THAT YOU OWN

Nothing happens. But you're not making any money!

SET IT UP!

WHAT'S DIFFERENT?

The Mounts SHADOWFAX, GREAT EAGLE, MUÛAKIL and FELL BEAST replace the traditional railroad spaces.

Houses and hotels are renamed Strongholds and Fortresses, respectively.

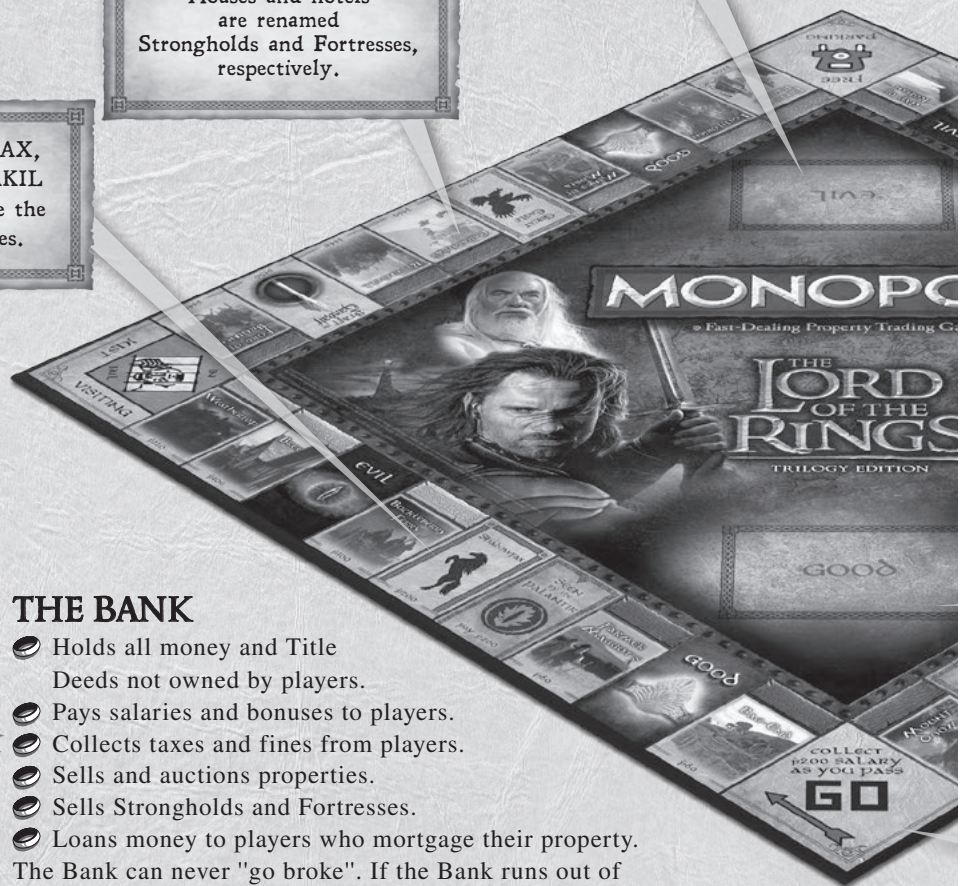
Shuffle the EVIL cards and place face down here.



THE BANK

- Holds all money and Title Deeds not owned by players.
- Pays salaries and bonuses to players.
- Collects taxes and fines from players.
- Sells and auctions properties.
- Sells Strongholds and Fortresses.
- Loans money to players who mortgage their property.

The Bank can never "go broke". If the Bank runs out of money, the Banker may issue as much as needed by writing on ordinary paper.



Game board spaces
and corresponding
Title Deed cards feature
Middle-earth locations.
All property values are the
same as in the original game.

THE BANKER


Choose a player to be the Banker who
will look after the Bank and take
charge of auctions.

It is important that the Banker keeps
their personal funds and properties
separate from the Bank's.

Shuffle the GOOD cards
and place face down here.

Choose from six Collectible tokens
designed with The Lord of the
Rings enthusiast in mind. Which
will you be? STING, GANDALF'S
HAT, BILL THE PONY,
ARAGORN'S CROWN, ELVEN
BROOCH OR BOROMIR'S
GONDORIAN HORN?
Place your token on the GO space.

EACH PLAYER STARTS THE GAME WITH:



DO YOU LIKE TO PLAY FAST?

SPEED PLAY RULES

RULES for a SHORT GAME (60-90 minutes)

There are four changed rules for this first Short Game.

1. During **PREPARATION**, the Banker shuffles then deals three Title Deed cards to each player. These are Free. No payment to the Bank is required.

2. You need only three Strongholds (instead of four) on each property of a complete color group before you may buy a Fortress. Fortress rent remains the same. The turn-in value is still one-half of the purchase value, which in this game is one Stronghold less than in the regular game.

3. If you land in Jail you must exit on your next turn by (1) using a "Get Out of Jail Free" card if you have (or can buy) one; (2) rolling doubles; or (3) paying **\$50**. Unlike the standard rules, you may try to roll doubles and, failing to do so, pay the **\$50** on the same turn.

END OF GAME: The game ends when one player goes bankrupt. The remaining players add up their: (1) Dollars on hand; (2) properties owned, at the value printed on the board; (3) any mortgaged properties owned, at one-half the value printed on the board; (4) Strongholds, counted at the purchase value; (5) Fortresses, counted at purchase value including the amount for the three Strongholds turned in.

The most powerful player wins!

PLAY IT RIGHT!

Many players like to devise their own 'house' MONOPOLY rules. This is fine, but such rules often make the game last longer. In the official rules players may never loan each other money or trade 'promises' not to charge rent in the future, etc. All penalty fees are payable to the Bank and should not be stored under the Free Parking space or anywhere else!

THE ONE RING TO RULE THEM ALL OPTIONAL RULES FOR BONUS GAME PLAY

Place The One Ring in Bag End (the first Middle-earth territory).

Every time a player rolls doubles, immediately move The One Ring to the next Middle-earth territory (these are the spaces that you can build strongholds and fortresses on, see BUILD in the Here's how to play section). For example, The One Ring starts in Bag End; it will skip the next space as it is an Event card space and move onto Farmer Maggot's (Middle-earth territory). The One Ring will then skip the Seen by the Palantir (non-territory) space, the Shadowfax (non-territory) space and go onto the Buckleberry Ferry (the next Middle-earth territory) space.

After you move The One Ring, move your token the amount rolled.

When you land on a territory that The One Ring occupies...

- If the territory is unclaimed, you can claim it for FREE, as The One Ring gives you great power.
- If the territory is claimed, you must pay DOUBLE the normal rent to the owner of the territory, as The One Ring corrupts you.

When The One Ring is moved onto Mount Doom (the last space) the game is immediately over. The player rolling the dice does not finish his/her move.

Players then add up their: (1) power on hand; (2) territories, mounts and staffs of the Wizards claimed; (3) any mortgaged territories claimed, at one-half the value printed on the board; (4) strongholds, counted at purchase value; (5) fortresses, counted at purchase value including the value of the strongholds turned in. The player with the greatest total value, wins.

We will be happy to hear your questions or comments about this game.

Write to: USAOPOLY Customer Service
5607 Palmer Way, Carlsbad, CA 92010
Tel: 1-888-876-7659 (toll free)
Email: customersupport@usaopoly.com

USAOPOLY is a trademark of USAopoly, Inc. HASBRO and its logo, the MONOPOLY name and logo, the distinctive design of the game board, the four corner squares, the MR. MONOPOLY name and character, as well as each of the distinctive elements of the board and the playing pieces are trademarks of Hasbro for its property trading game and game equipment. © 1935, 2012 Hasbro. All rights reserved. ®/™ denotes U.S. trademarks. © New Line Productions, Inc.. Manufactured by USAOPOLY, Inc. 5607 Palmer Way, Carlsbad, CA 92010. **MADE IN THE USA. DICE MADE IN CHINA**

Licensed By
USAopoly



NEW LINE CINEMA
A Time Warner Company